

OGLETHORPE COUNTY



Population

In 2023, Oglethorpe County had a population of approximately 15,465 residents [1]. Among the population, 21.1% were under the age of 18 years old and 19.5% were over the age of 65 [1].

DEMOGRAPHICS

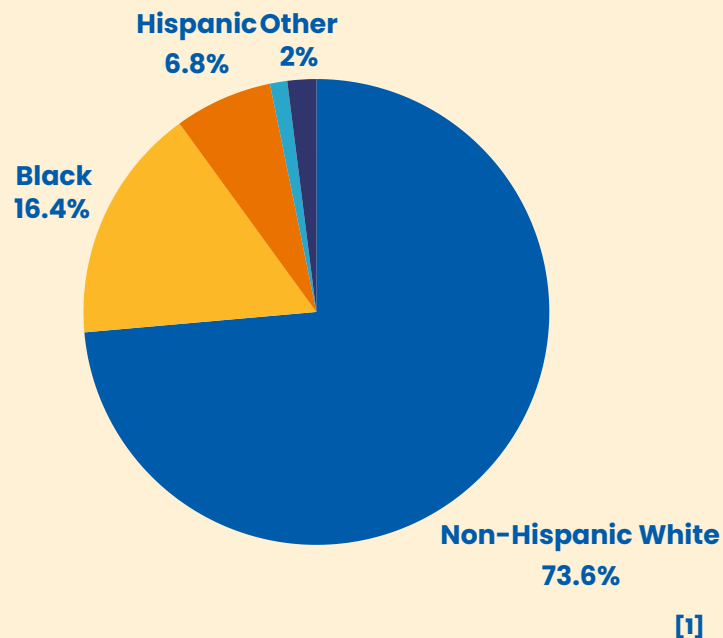
Income

The median household income for the residents of Oglethorpe county was \$66,672 [1]. 10% of Oglethorpe county is experiencing food insecurity and 12.7% are in poverty [2]. Nearly 99% of the population is considered rural [1].

Composition

When looking at family composition data showed that 34% of children in Oglethorpe live in single-parent households [2]. There were 217 children enrolled in the Women, Infants, and Children (WIC) program, aged from birth to 4 years old and 12.5% of households in Oglethorpe are receiving SNAP/Food Stamps [3]. Only 74.4% have a high speed internet connection, the lowest proportion in the service area [2].

Racial Composition



HEALTH

When looking at access to care, 22% of the population in Oglethorpe is uninsured [4]. **There is a substantial lack of health providers in the county.** The access to providers per person is as follows: one primary care physician for every 15,140 persons, one dentist for every 15,469 persons, and one mental health provider for every 5,516 persons [5]. **Oglethorpe is classified as a maternal care desert**, meaning there are no obstetric hospitals or birth centers and no obstetric providers within the county [6].

There were **5 deaths due to drug overdose** in 2022, all determined to be caused by opioids specifically [7]. The rate of deaths attributable to major cardiovascular disease is 303.8*, **15% higher than the state average** [7]. The Alzheimer's Disease and Related Dementia (ADRD) death rate 122.8* compared to the state rate of 94.1* [7]. The rate of death due to **lung cancer is nearly twice as high** as the state average, and in Oglethorpe **5% more of the population reports smoking** compared to the state percentage [7].

25th

OUT OF 159 GA COUNTIES
HEALTH OUTCOMES** [8]

22%

OF THE POPULATION
ARE UNINSURED [4]

45

ER VISITS RELATED
TO DRUG USE [7]

22

BIRTHS PER 1000
WOMEN AGED 15-19 [9]

HOUSING

In Oglethorpe County, **15% are experiencing severe housing problems** [10]. Of those, **13% are severely cost burdened**, defined as spending 50% or more of their income on housing by HUD standards [10,11].

There is **no public housing or section 8 designated housing** in the county, however there is section 515 Rural Rental Housing and section 521 USDA Rental Assistance [12]. The median rent in the county is \$788 and the rental market is considered to have low rental availability as well as low demand [2,13].

1 IN 7

Oglethorpe county households are experiencing severe housing problems

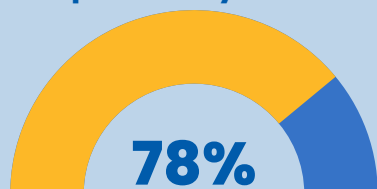


[10]

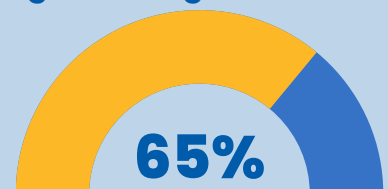
Oglethorpe county has a higher percentage of homeowners than the state average.

Oglethorpe County Homeowners

Georgia Average Homeowners



VS



[2]

EDUCATION


85% of residents have completed high school and 45% have completed some college [14]. Among high school graduates, 57.7% were eligible for the HOPE Scholarship in the last year and the graduation rate was 94.2% [15].

There is a high prevalence of absences in the school systems and studies have shown that missing more than 4 days of school can negatively impact students' grades [14]. Absences in Oglethorpe county include 43.5% of students having acquired between 6-15 absences within the year and 27.6% acquiring over 15 days absent from school [3]. On the Georgia Milestones English Language Arts Assessment, 25.6% of third graders scored proficient learner or above, meaning **only a quarter are reading on par with their grade level or better** [3].

On average, households with children in Oglethorpe county spend **17% of their monthly income on childcare** [8]. There is currently only **1 childcare center** available in the area and 58.7% of eligible children are enrolled in a pre-k program [8, 3].




3 OUT OF 5 OGLETHORPE COUNTY CHILDREN RELY ON THE FREE AND REDUCED LUNCH PROGRAM [3]



3.0

Average 3rd grade reading performance level on a 4.0 scale



3.3

Average 3rd grade math performance level on a 4.0 scale [8]

CIVIC VITALITY

Civic Vitality is the way a community organizes and addresses social needs.

There are 7 social organizations in Oglethorpe county with a rate 4.6 for every 10,000 residents [16]. Participation in the census stands at 61.1% of the population [2]. 75.5% of the population are registered to vote and 69.4% are active voters, which is the **highest percentage of registered voters in the service area** [2].

In the community, there are 69 non-profit organizations [17]. In the 2020 census there were 34 religious congregations reported in the area with a 29.4% adherence [18].



86%

of Oglethorpe county drive alone to work



47%

of Oglethorpe county have long commutes [2]

Driving alone and having long commutes can be indicators of loneliness, health outcomes and local employment opportunities [8]

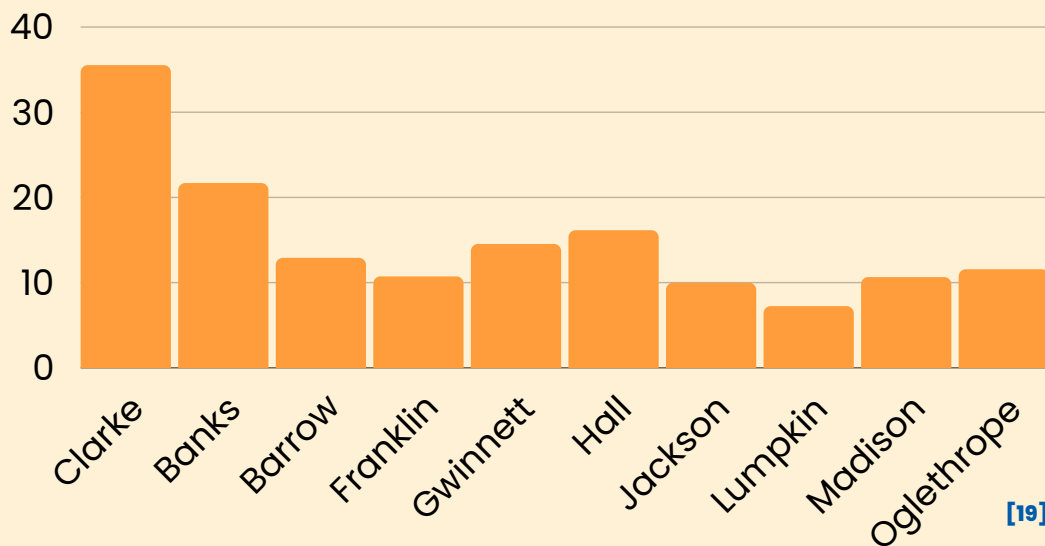
SAFETY

The **overall crime rate** in the county is 10.65 crimes per 1,000 people which is **half the state average** [19].

The **motor vehicle death rate was the highest in the service area** at 29.3*, which is also almost twice the state average of 17.6*; there was 1 pedestrian fatality related to motor vehicles [20, 2]. Oglethorpe county has a firearm fatality rate of 19*, similar to the state average of 16* [7]. The rates of sexual assault, burglary, larceny, and robbery are all **lower than the state averages** [19]. The **rate of aggravated assault of 323.1* is the second highest in the service area** and is significantly higher compared to the state's of 277.5* [19].

There was 1 suicide and 1 homicide in the past year [7]. For every 1,000 children in Oglethorpe county, 4 are estimated to experience a substantiated incident of abuse or neglect [21].

Crime Rate per 1000 people



Oglethorpe County has the fifth lowest overall crime rate in the Jackson EMC Service Area

[19]

PURPOSE

The purpose of these county one-pagers is to provide a snapshot of county demographics across five domains: health, housing, education, civic vitality, and safety.

It is our hope that this information will guide philanthropic efforts to help address needs of the counties within their service area.

APPENDIX

Domain	Data Source
Demographics	Census [1], American Community Survey [2], Kids Count Data [3]
Health	Small Area Health Insurance Estimates [4], Health Provider Shortage Area (AHRQ) [5], March of Dimes [6], OASIS [7], County Health Rankings [8], National Center for Health Statistics [9]
Housing	Housing & Urban Development [10], Comprehensive Housing Affordability Strategy (CHAS) [11], Affordable Housing Online [12], Eviction Lab [13], Census
Education	Georgia Department of Education [14], Governor's Office Student Achievement [15], Kid's Count Data
Civic Vitality	American Community Survey, County Business Patterns [16] Georgia Secretary of State [17], U.S Religious Census [18],
Safety	Georgia Bureau of Investigation [19], Department of Transportation [20], Department of Family & Children Services [21], OASIS, American Community Survey
Special Notes	* = Rate per 100,000 **= Details on how County Health Rankings are calculated can be found at countyhealthrankings.org