

# MADISON COUNTY



## Population

In 2023, Madison County had a population of approximately 31,473 residents [1]. Among the population, 23.2% were under the age of 18 years old and 17.9% were over the age of 65 [1]. 12% of the population is in poverty [1].

## DEMOGRAPHICS

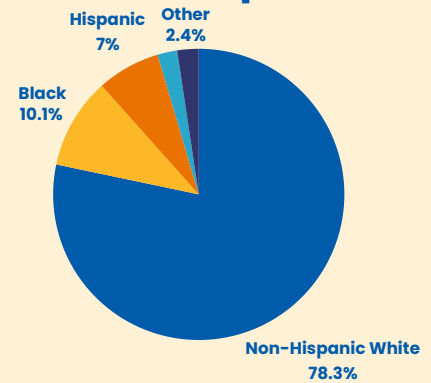
### Income

The median household income for the residents of Madison County was \$53,626 in 2023[1]. Out of all Madison households, there is a wealth disparity between racial groups as white households earn an average of \$58,056 while black households make \$31,484 [2]. This exposes the lack of financial mobility in communities of color. 15% of residents are food insecure [2].

### Composition

When looking at family composition data showed that 32% of children in Madison live in single-parent households and there were 351 children ages from birth to 4 years old enrolled in the Women, Infants, and Children (WIC) program [2, 3]. 13.8% of households in Madison are receiving SNAP/Food Stamps. 85.3% of households have a highspeed internet connection [3].

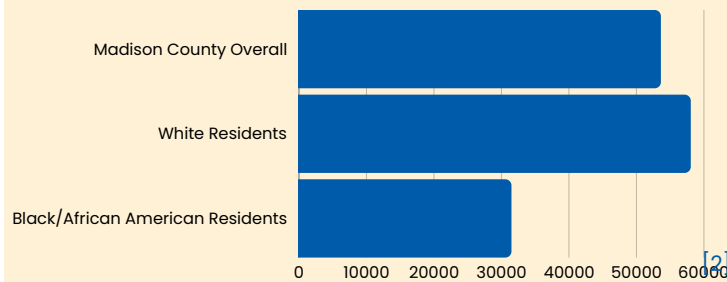
### Racial Composition



[1]

### Average Household Income

On Average white households are making \$27,000 more than black households.



[2]

# HEALTH

When looking at access to care, **19% of the population in Madison is uninsured** [4]. **There is a substantial lack of health providers in the county.** The access to providers per person is as follows: there is one primary care physician for every 6,091 persons, one dentist for every 30,885 persons, and one mental health provider for every 6,148 persons [5]. Madison is classified as a **low access area for maternal care**, meaning there was none or only one hospital offering OB services and less than 60 OB providers per 10,000 births [6].

There were 20 deaths due to drug overdose in 2022, and **accidental poisonings including drug overdoses were the leading cause of premature death\*\*** in the county [7]. The **opioid death rate, 50.8\***, is **more than twice the state average** of 18.1\* [7]. The ER Visit Rate for disorders related to drug use is 384.5\* in Madison County, 20% **higher** than the Georgia state average, 319\* [7]. The Alzheimer's Disease and Related Dementia (ADRD) death rate was 117.6\* compared to the state average of 94.1\* [7]. The **rate of lung cancer deaths is twice the rate of the state**, and the percentage of smokers in the population is 5% higher as well.

**53<sup>th</sup>**

OUT OF 159 GA COUNTIES FOR HEALTH OUTCOMES \*\*\* [8]

**19%**

OF THE POPULATION ARE UNINSURED [4]

**121**

ER VISITS RELATED TO DRUG USE [7]

**29**

BIRTHS PER 1000 WOMEN AGED 15-19 [9]

# HOUSING

In Madison County, **14% are experiencing severe housing problems** and **9% are severely cost burdened**, defined as spending 50% or more of their income on housing by HUD standards [10,11].

There are 60 public housing subsidized units in the county and 97% of these units are currently occupied [10]. These units house 144 people [10]. The average household income for those in public housing is \$16,317, over **three times lower than the average Madison county resident's income** [10]. The median rent is \$884 and the rental market is considered low availability and low activity [1, 12].

**1 IN 7** of Madison county households are experiencing severe housing problems



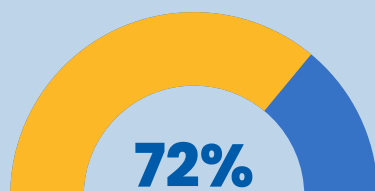
[11]

Madison county has a higher percentage of homeowners than the state average.

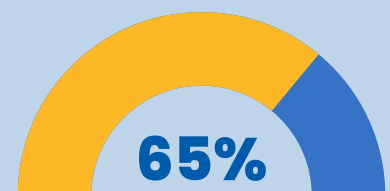
Madison County Homeowners

average.

Georgia Average Homeowners



VS



[12]

# EDUCATION

82% of residents have completed high school and 52% have completed some college [13]. Among high school graduates, 43.53% were eligible for the HOPE Scholarship in the last year, the **lowest in the service area** [14].

There is a **high prevalence of absences in the school systems** with 45.5% of students having acquired between 6-15 absences within the year and 24.8% acquiring over 15 days absent from school [3]. Studies show missing more than 4 .days of school can negatively impact student's grades [13]. On the Georgia Milestones English Language Arts Assessment, **43.7% of third graders scored proficient learner or above**, meaning they are reading on par with their grade level or better [3].

Childcare costs pose a cost burden for Madison county households with **23% of monthly income is spent on child care** [8]. There are currently 18 childcare centers available in the area and 43% of eligible children are enrolled in a pre-k program [8].




**1 OUT OF EVERY 2 MADISON COUNTY CHILDREN RELY ON THE FREE AND REDUCED LUNCH PROGRAM**

[3]



**3.3**

Average 3rd grade performance reading level



**3.2**

Average 3rd grade performance math level

[8]

# CIVIC VITALITY

Civic Vitality is the way a community organizes and addresses social needs.

There are 131 social organizations in Madison county with a rate 8.5 for every 10,000 residents [15]. Participation in the census stands at 62.2% of the population [2]. 73% of the population is registered to vote and **67% of the population are active voters** [2].

In the community, there are 157 non-profit organizations [16]. In the 2020 census there were 51 religious congregations reported in the area with a **34.66% adherence** [17].



**83%**

of Madison county drive alone to work



**41%**

of Madison county have long commutes

[2]

**Driving alone and having long commutes can be indicators of loneliness, health outcomes and local employment opportunities [8]**

# SAFETY

The overall crime rate in the county is 10.7 crimes per 1,000 people which is **50% lower than the state average** [18].

The motor vehicle death rate, 20\*, is **above the state average**, 14\*, and there were no pedestrian fatalities due to motor vehicles [19,2]. Madison county has a **firearm fatality rate** of 20\*, which is **above the state average** of 16\* [4]. There rates of robbery, burglary, aggravated assault, larceny, motor vehicle theft, human trafficking, and sexual assault are all **lower than the state rates**. The **arson rate is 12.6\***, almost double the state average [18].

There were 8 suicides and 3 homicides, both a **slight increase** from the previous year [7]. For every 1,000 children in Madison county, 3 are estimated to experience a substantiated incident of abuse or neglect [20].



**Madison County has the third lowest crime rate in the Jackson EMC Service Area** [18]

# PURPOSE

The purpose of these county one-pagers is to provide a snapshot of county demographics across five domains: health, housing, education, civic vitality, and safety.

It is our hope that this information will guide philanthropic efforts to help address needs of the counties within their service area.

# APPENDIX

Domain	Data Source
Demographics	Census [1], American Community Survey [2], Kids Count Data [3]
Health	Small Area Health Insurance Estimates [4], Health Provider Shortage Area (AHRQ) [5], March of Dimes [6], OASIS [7], County Health Rankings [8], National Center for Health Statistics [9]
Housing	Housing & Urban Development [10], Comprehensive Housing Affordability Strategy (CHAS) [11], Eviction Lab [12], American Community Survey
Education	Georgia Department of Education [13], Governor's Office Student Achievement [14], Kid's Count Data
Civic Vitality	American Community Survey, County Business Patterns [15] Georgia Secretary of State [16], U.S Religious Census [17],
Safety	Georgia Bureau of Investigation [18], Department of Transportation [19] Department of Family & Children Services [20], OASIS, American Community Survey,
Special Notes	* = Rate per 100,000 **= Based on percentage of years of potential life lost, more information on how this is calculated can be found on OASIS ***= Details on how County Health Rankings are calculated can be found at <a href="http://countyhealthrankings.org">countyhealthrankings.org</a>