

JACKSON COUNTY



Population

In 2023, Jackson County had a population of approximately 83,936 residents [1]. Among the population, 24.8% were under the age of 18 years old and 14.6% were over the age of 65 [1].

DEMOGRAPHICS

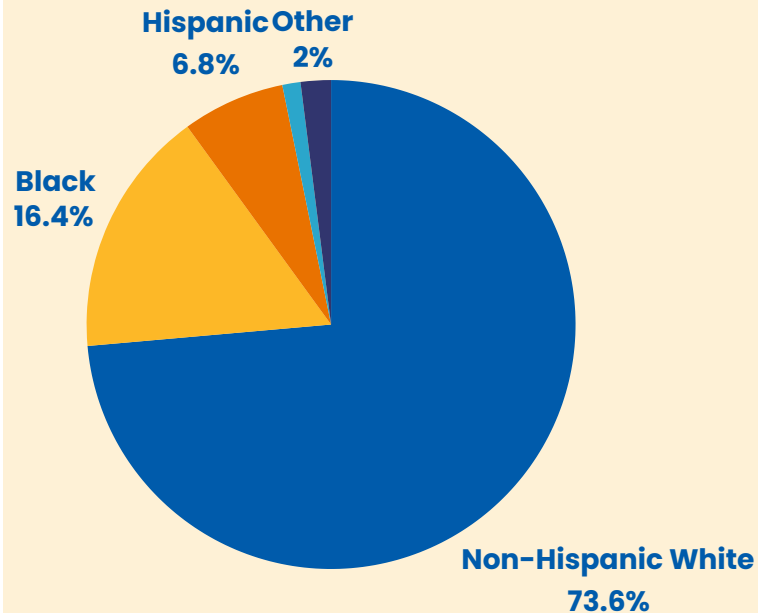
Income

The median household income for the residents of Jackson county was \$82,056 [1]. 9% of Jackson county is experiencing food insecurity and 7.3% are in poverty [2].

Composition

When looking at family composition data showed that 18% of children in Jackson live in single-parent households [2]. There were 805 children enrolled in the Women, Infants, and Children (WIC) program, aged from birth to 4 years old and 8.3% of households in Jackson are receiving SNAP/Food Stamps [3]. 91.2% of households have a high speed internet connection [2]. 14% of the population identifies as having a disability [2].

Racial Composition



[1]

HEALTH

When looking at access to care, **15% of the population in Jackson is uninsured** [4]. **There is a provider shortage in the area** with access to providers per person as follows: there is one primary care physician for every 1,048 persons, one dentist for every 2,047 persons, and one mental health provider for every 1,713 persons [5].

There were 12 deaths due to drug overdose in 2022, 5 of those attributed to opioids specifically [6]. The ER visit rate for disorders related to drug use in Jackson county is 319.3*, which is on par with the Georgia state average of 319* [6]. The Alzheimer's Disease and Related Dementia (ADRD) death rate 122.7* compared to the state rate of 94.1* [6]. There is a **low incidence of sexually transmitted diseases** in the county, nearly 70% less than the state overall [6].

20th

OUT OF 159 GA COUNTIES FOR HEALTH OUTCOMES*** [7]

18%

OF THE POPULATION ARE UNINSURED [4]

268

ER VISITS RELATED TO DRUG USE [6]

19

BIRTHS PER 1000 WOMEN AGED 15-19 [8]

HOUSING

In Jackson County, **11% are experiencing severe housing problems and 9.6% are severely cost burdened**, defined as spending 50% or more of their income on housing by HUD standards [9, 10].

There are 140 public housing subsidized units in the county and 100% of these units are currently occupied [9]. These units house 229 people [9]. There are 87 Section 8 subsidized units and 74% of the units are occupied [9]. The average household income for those in public housing is \$16,031, **five times less than the average** Jackson county resident's income [9]. The median rent in the county is \$1,007 and the **rental market is considered to have moderate rental availability as well as moderate demand** [2, 11].

1 IN 10 Jackson county households are experiencing severe housing problems

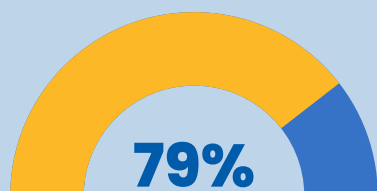


Jackson county has a higher percentage of homeowners than the state

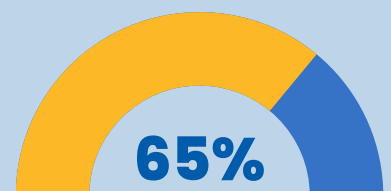
Jackson County Homeowners

average.

Georgia Average Homeowners



VS



[2]

EDUCATION


87% of residents have completed high school and 57% have completed some college [12]. Among high school graduates, 49.1% were eligible for the HOPE Scholarship in the last year and the **graduation rate was 94.1%** [13].

Jackson county schools have **better attendance rates than the state average** with 42.9% of students having acquired between 6-15 absences within the year and 17.0% acquiring over 15 days absent from school [3]. Studies show missing more than 4 days of school can negatively impact student's grades [12]. On the Georgia Milestones English Language Arts Assessment, 35.5% of third graders scored proficient learner or above, meaning a **third of students are reading on par with their grade level or better** [3].

On average, households with children in Jackson county spend **18% of their monthly income on childcare** [7]. There are currently 34 childcare centers available in the area and 70.9% of eligible children are enrolled in a pre-k program [7].




2 OUT OF 5 JACKSON COUNTY CHILDREN RELY ON THE FREE AND REDUCED LUNCH PROGRAM [3]



3.3

Average 3rd grade reading performance level on a 4.0 scale



3.2

Average 3rd grade math performance level on a 4.0 scale

CIVIC VITALITY

Civic Vitality is the way a community organizes and addresses social needs.

There are 64 social organizations in Jackson county with a rate 7.9 for every 10,000 residents [14]. Participation in the census stands at 69.4% of the population [2]. 74% of the population is registered to vote and **67% are active voters** [2].

In the community, there are **592 non-profit organizations** [15]. In the 2020 religious census, 102 religious congregations were reported in the area with a 37.2% adherence [16].



78%

of Jackson county drive alone to work



52%

of Jackson county have long commutes

Driving alone and having long commutes can be indicators of loneliness, health outcomes and local employment opportunities [7]

[2]

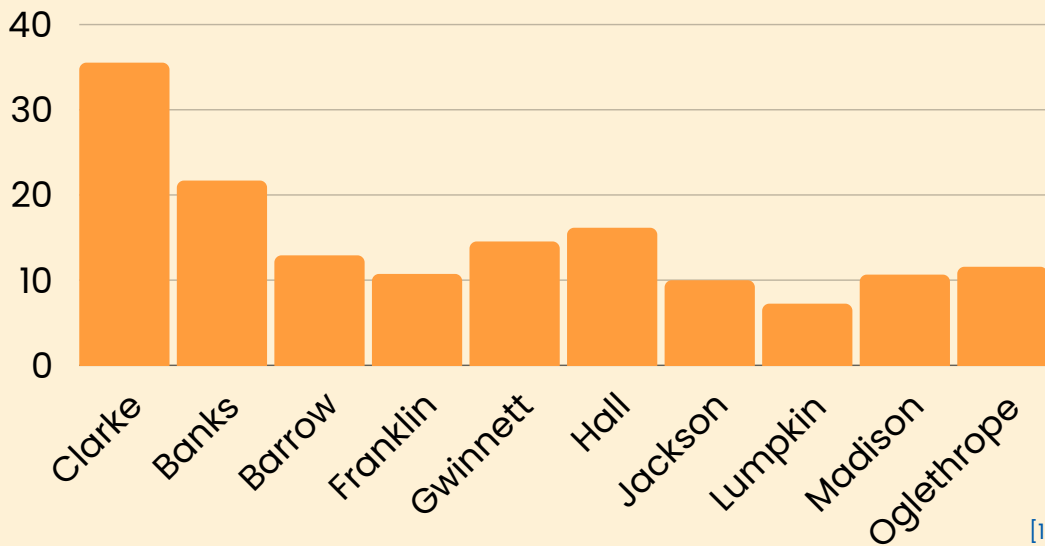
SAFETY

The overall crime rate in the county is 9.99 crimes per 1,000 people which is **less than half the state average** [17].

The motor vehicle death rate is 21.4*, which is slightly over the state average of 17.6* and there were no pedestrian fatalities [18]. **Motor vehicle crashes were the leading cause of premature deaths**** in the county in 2022 [6]. Jackson county has a firearm fatality rate of 18*, similar to the state average of 16* [7]. The rates of sexual assault, arson, burglary, aggravated assault, larceny, and robbery are all lower than the state averages and have remained **consistently lower** for the last several years [17].

There were 12 suicides and 1 homicide in the past year [6]. For every 1,000 children in Jackson county, 2 are estimated to experience a substantiated incident of abuse or neglect [19].

Crime Rate per 1000 people



[17]

Jackson County has the second lowest overall crime rate in the Jackson EMC Service Area

[17]

PURPOSE

The purpose of these county fact sheets is to provide a snapshot of county demographics across five domains: health, housing, education, civic vitality, and safety.

It is our hope that this information will guide philanthropic efforts to help address needs of the counties within their service area.

APPENDIX

Domain	Data Source
Demographics	Census [1], American Community Survey [2], Kids Count Data [3]
Health	Small Area Health Insurance Estimates [4], Health Provider Shortage Area (AHRQ) [5], OASIS [6], County Health Rankings [7], National Center for Health Statistics [8]
Housing	Housing & Urban Development [9], Comprehensive Housing Affordability Strategy (CHAS) [10], Eviction Lab [11]
Education	Georgia Department of Education [12], Governor's Office Student Achievement [13], Kid's Count Data
Civic Vitality	American Community Survey, County Business Patterns [14] Georgia Secretary of State [15], U.S Religious Census [16],
Safety	Georgia Bureau of Investigation [17], Department of Transportation [18], Department of Family & Children Services [19], OASIS, American Community Survey,
Special Notes	* = Rate per 100,000 **= Based on percentage of years of potential life lost, more information on how this is calculated can be found on OASIS ***= Details on how County Health Rankings are calculated can be found at countyhealthrankings.org