

HALL COUNTY



Population

In 2023, Hall County had a population of approximately 212,692 residents [1]. Among the population, 23.7% were under the age of 18 years old and 16.1% were over the age of 65 [1]. 11.8% report having some form of disability [1].

DEMOGRAPHICS

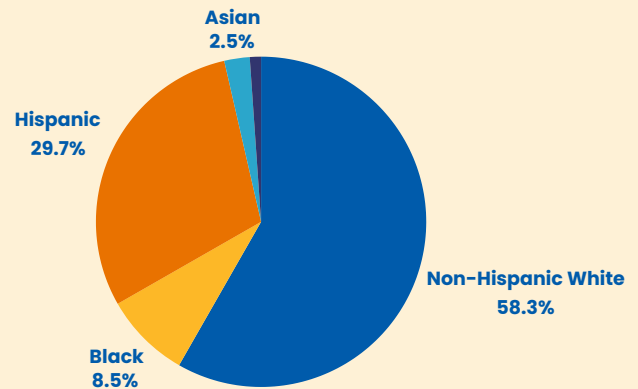
Income

The median household income for the residents of Hall county was \$74,153 [1]. Out of all Hall households, there is a wealth disparity between racial groups as white households earn an average of \$76,821 while black households make \$50,904 [2]. This exposes the lack of financial mobility in communities of color.

Composition

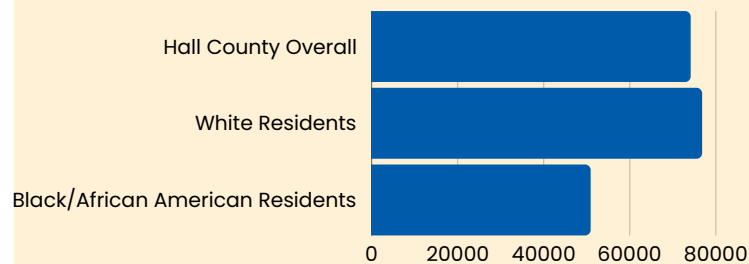
When looking at family composition data showed that 26% of children in Hall live in single-parent households and there were 4016 children enrolled in the Women, Infants, and Children (WIC) program, aged from birth to 4 years old [2, 3]. 9.2% of households in Hall are receiving SNAP/Food Stamps [3]. 92.1% of households have a high speed broadband internet connection [1].

Racial Composition



Average Household Income

On average, white households are making \$26,000 more a year than black households.



HEALTH

When looking at access to care, **20% of the population in Hall is uninsured** [4]. **There is a pervasive healthcare provider shortage across the service area.** Access to providers per person is as follows: there is one primary care physician for every 1,736 persons, one dentist for every 1,956 persons, and one mental health provider for every 1,007 persons [5].

There were 77 deaths due to drug overdose in 2022, and accidental poisonings including **drug overdoses were the number one cause of premature death**** in Hall county [6]. The **opioid death rate, 28.7*, is higher than the state average** of 18.1* [6]. The **ER visit rate** for disorders related to drug use in Hall county is 473.5*, which is **50% higher** than the Georgia state average of 319* [6]. The ER visit rate and drug overdose death rate were **twice as high in African-Americans** compared to white residents [6].



HOUSING

In Hall County, **17% are experiencing severe housing problems** [9]. Of those, **11% are severely cost burdened**, defined as spending 50% or more of their income on housing by HUD standards [9, 10].

There are 143 public housing subsidized units in the county and 100% of these units are currently occupied [9]. These units house 388 people [9]. There are 558 Section 8 subsidized units and 90% of the units are occupied [9]. The average household income for those in public housing is \$18,911, only **a quarter of the average Hall county resident's income** [9].



Hall county has a higher percentage of homeowners than the state average.

Hall County Homeowners	average.	Georgia Average Homeowners
------------------------	----------	----------------------------



EDUCATION

81% of residents have completed high school and 49% have completed some college [12]. Among high school graduates, 46.11% were eligible for the HOPE Scholarship in the last year [13].

There is a high prevalence of absences in the school systems with 46.3% of students having acquired between 6-15 absences within the year and 26.4% acquiring over 15 days absent from school [3]. **Studies show missing more than 4 days of school can negatively impact student's grades** [12]. On the Georgia Milestones English Language Arts Assessment, 25.2% of third graders scored proficient learner or above, meaning only a **quarter of students are reading on par with their grade level** [3].

Childcare costs post a cost burden for Hall county households with children as **26% of monthly income is spent on child care** [7]. There are currently 115 childcare centers available in the area and 49% of eligible children are enrolled in a pre-k program [7].




3 OUT OF 5 HALL COUNTY CHILDREN RELY ON THE FREE AND REDUCED LUNCH PROGRAM [3]



2.7

Average 3rd grade reading performance level on a 4.0 scale



2.7

Average 3rd grade math performance level on a 4.0 scale

CIVIC VITALITY

Civic Vitality is the way a community organizes and addresses social needs.

There are 150 social organizations in Hall county with a rate 7.2 membership organizations for every 10,000 residents [14]. Participation in the census stands at 63.1% of the population [2]. 69% of the population is registered to vote and **65% are active voters**. [2].

In the community, there are **1,153 non-profit organizations** [15]. In the 2020 census there were 196 religious congregations reported in the area with a 80.1% adherence [16].



36%

of Hall county drive alone to work



63.1%

of Hall county have long commutes

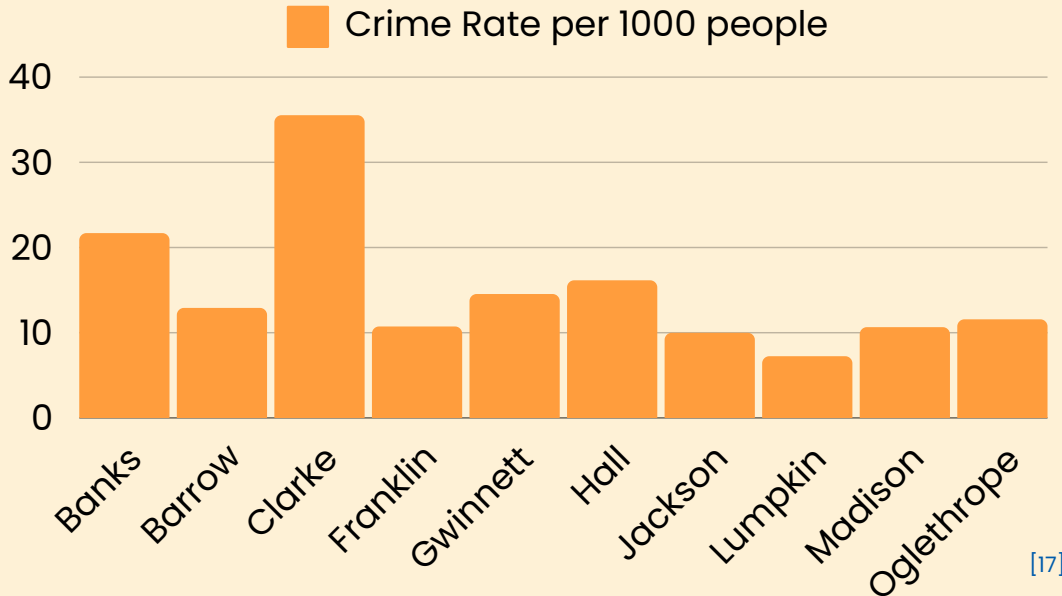
Driving alone and having long commutes can be indicators of loneliness, health outcomes and local employment opportunities [7]

SAFETY

The **overall crime rate** in the county is 16.2 crimes per 1,000 people which is **lower than the state average** [17].

The motor vehicle death rate is 17.4*, which is similar to the state average of 17.2* and there were 2 pedestrian fatalities caused by motor vehicles [18]. Hall county has a **firearm fatality rate of 12 which is below the state average of 16** [7]. The rate of **sexual assaults is 41.5***, 20% **higher** than the state's rate of **36.7*** [17]. The rates of burglary, aggravated assault, larceny, and motor vehicle theft for the county are all **lower** than the state average [17].

There were 33 suicides and 21 homicides, **twice the number of homicides in the previous year** [6]. For every 1,000 children in Clarke county, 5 are estimated to experience a substantiated incident of abuse or neglect [19].



Hall County has the third highest crime rate in the Jackson EMC Service Area

[17]

PURPOSE

The purpose of these county one-pagers is to provide a snapshot of county demographics across five domains: health, housing, education, civic vitality, and safety.

It is our hope that this information will guide philanthropic efforts to help address needs of the counties within their service area.

APPENDIX

Domain	Data Source
Demographics	Census [1], American Community Survey [2], Kids Count Data [3]
Health	Small Area Health Insurance Estimates [4], Health Provider Shortage Area (AHRQ) [5], OASIS [6], County Health Rankings [7], National Center for Health Statistics [8]
Housing	Housing & Urban Development [10], Comprehensive Housing Affordability Strategy (CHAS) [11], American Community Survey
Educational	Georgia Department of Education [12], Governor's Office Student Accountability [13], Kid's Count Data, County Health Rankings
Civic Vitality	American Community Survey, County Business Patterns [14] Georgia Secretary of State [15], U.S Religious Census [16],
Safety	Georgia Bureau of Investigation [17], Department of Transportation [18], Department of Family & Children Services [19], OASIS, American Community Survey,
Special Notes	<p>* = Rate per 100,000</p> <p>**= Based on percentage of years of potential life lost, more information on how this is calculated can be found on OASIS</p> <p>***= Details on how County Health Rankings are calculated can be found at countyhealthrankings.org</p>

