

# FRANKLIN COUNTY



## Population

In 2023, Franklin County had a population of approximately 23,785 residents [1]. Among the population, 21.8% were under the age of 18 years old and 19.2% were over the age of 65 [1]. 17.8% report having some form of disability [1].

## DEMOGRAPHICS

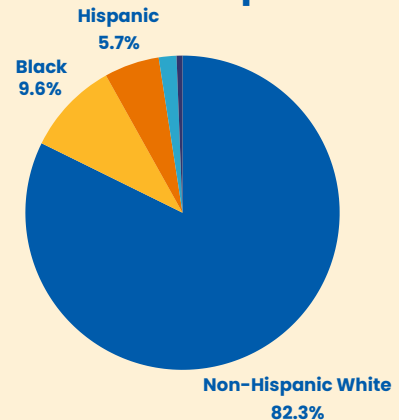
### Income

The median household income for Franklin County residents was \$52,597 [1]. Out of all Franklin households, there is a wealth disparity between racial groups as White households earn an average of \$49,523 while Black households make an average of \$26,711 [2]. This exposes the lack of financial mobility in communities of color.

### Composition

When looking at family composition data showed that 35% of children in Franklin live in single-parent households and there were 369 children ages birth to 4 years old enrolled in the Women, Infants, and Children (WIC) program [2,3]. 13% of households in Franklin are receiving SNAP/Food Stamps [3]. 78.4% of households have a high speed broadband internet connection, the second lowest percentage in the service area [2].

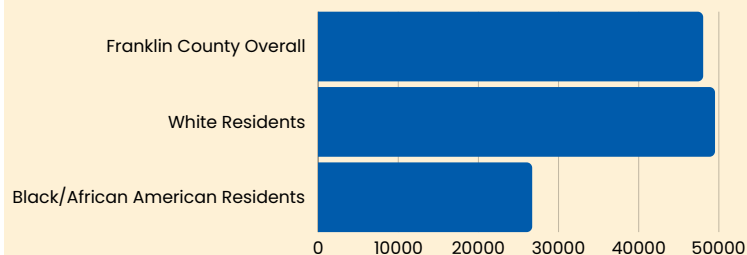
### Racial Composition



[1]

### Average Household Income

On Average white households are making \$22,812 more than black households.



[2]

# HEALTH

When looking at access to care, 18% of the population in Franklin is uninsured [4]. **There is a substantial lack of health providers in the county**; the access to providers per person is as follows: there is one primary care physician for every 2,973 persons, one dentist for every 4,826 persons, and one mental health provider for every 1,270 persons [5].

There were 3 deaths due to drug overdose in 2022, a 50% decrease from the 2 previous years [6]. The ER visit rate for disorders related to drug use is lower in Franklin County, 265.3\*, than the Georgia state average, 319\* [6]. The **ER visit rate for mental health disorders was 25% higher than the state** and the highest in the service area [6]. There were 35 births per 1000 women aged 15-19 in Franklin County, which is the **highest teen birth rate in the Jackson EMC service area** [6]. The Alzheimer's Disease and related Dementia (ADRD) mortality rate was 153.3\* and the major cardiovascular disease mortality rate was 464.2\*, both the **highest in the service area** and significantly higher than the state rates. The **rate of lung cancer death was nearly twice the state average**, and 5% more of the population reports smoking compared to the state [7].

83<sup>rd</sup>

OUT OF 159 GA COUNTIES FOR HEALTH OUTCOMES\*\*\* [7]

18%

OF THE POPULATION ARE UNINSURED [4]

64

ER VISITS RELATED TO DRUG USE [6]

35

BIRTHS PER 1000 WOMEN AGED 15-19 [8]

# HOUSING

In Franklin County, **13% are experiencing severe housing problems** [9]. **11% are severely cost burdened**, defined as spending 50% or more of their income on housing by HUD standards [9,10].

There are 82 public housing subsidized units in the county and 99% of these units are currently occupied [9]. These units house 160 people [9]. There are 225 Section 8 subsidized units and 79% of the units are occupied, housing 399 people [9]. The average household income for those in public housing is \$17,239, almost **three times less than the average Franklin County income** [2]. The median rent in the county is \$751 and the rental market is characterized as moderate demand and moderate opportunity [2,11].

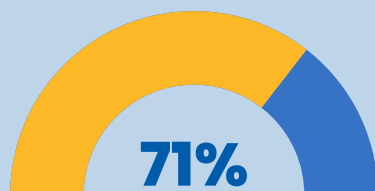
**1 IN 4** Franklin county households are experiencing severe housing problems



[9]

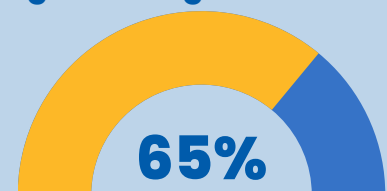
**Franklin has a higher percentage of homeowners than the state average.**

Franklin Homeowners



VS

Georgia Average Homeowners



[2]

# EDUCATION

81% of residents have completed high school and 60% have completed some college [12]. Among high school graduates, 51.9% were eligible for the HOPE Scholarship in the last year and the graduation rate was 90.3%[13].

**There is a high prevalence of absences in the school systems and studies have shown that missing more than 4 days of school can negatively impact students' grades.** [12]. Absences in Franklin county schools include 50.4% of students having acquired between 6-15 absences within the year and 24.1% acquiring over 15 days absent from school [12]. On the Georgia Milestones English Language Arts Assessment, 37% of third graders scored proficient learner or above, meaning a **little over a third of students are reading on par with their grade level or better** [3].

Childcare costs pose a cost burden for Franklin households with **23% of monthly income is spent on child care** [3]. There are currently 15 childcare centers available in the area, and 46% of eligible children are enrolled in a Georgia pre-k program [3].

**1 IN 2 FRANKLIN COUNTY CHILDREN RELY ON THE FREE AND REDUCED LUNCH PROGRAM**




[12]



**2.6**

Average 3rd grade reading performance level on a 4.0 scale



**2.7**

Average 3rd grade math performance level on a 4.0 scale

[3]

# CIVIC VITALITY

Civic Vitality is the way a community organizes and addresses social needs.

There are 34 social organizations in Franklin County with a rate of 14.3 per 10,000 residents[14]. Participation in the census stands at 54.4% of the population [2]. 71% of the population are registered voters and 64% are active voters [2].

In the community, there are **174 non-profit organizations** [15]. In the 2020 census there were 53 religious congregations reported in the area with a 60.24% adherence in 2020 [16].



**79%**

of Franklin county drives alone to work



**38%**

of Franklin county has long commutes

[2]

**Driving alone and having long commutes can be indicators of loneliness, health outcomes and local employment opportunities [7]**

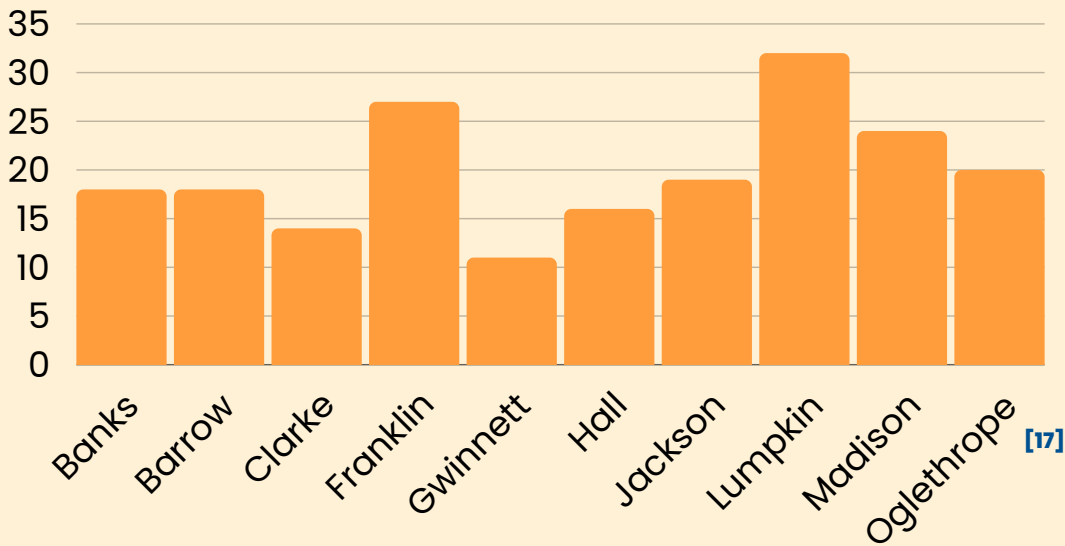
# SAFETY

The **overall crime rate** in the county is 10.73 crimes per 1,000 people which is almost **half the state average** [17].

The motor vehicle death rate of 24\* is above the state average of 15\* and there were 2 related pedestrian deaths [18]. Franklin county has the **second highest firearm fatality rate in the service are** at 25\*, which is also higher than the state average of 17\* [7]. There were 74 instances of either robbery, burglary, or aggravated assault [17]. The rates for sexual assault, robbery, burglary, aggravated assault, motor vehicle theft, and arson were **all lower than the state rates** [17].

There rate of suicides in 2023 was 22.4\*, and Franklin County has had significantly higher rates of suicide for the last several years than most other counties in the service area [6] **Intentional self harm is the leading cause of premature death\*\*** in Franklin county[6]. For every 1,000 children in Franklin county, 9 are estimated to experience a substantiated incident of abuse or neglect [19].

■ Suicide Rates per 100,000



**Franklin County has had a consistently higher suicide rate than the most of the Jackson EMC Service Area** [17]

# PURPOSE

The purpose of these county one-pagers is to provide a snapshot of county demographics across five domains: health, housing, education, civic vitality, and safety.

It is our hope that this information will guide philanthropic efforts to help address needs of the counties within their service area.

# APPENDIX

Domain	Data Source
Demographics	Census [1], American Community Survey [2], Kids Count Data [3]
Health	Small Area Health Insurance Estimates [4], Health Provider Shortage Area (AHRQ) [5], OASIS [6], County Health Rankings [7], National Center for Health Statistics [8]
Housing	Housing & Urban Development [9], Comprehensive Housing Affordability Strategy (CHAS) [10], Eviction Lab [11], American Community Survey
Education	Georgia Department of Education [12], Governor's Office Student Achievement [13], Kid's Count Data
Civic Vitality	American Community Survey, County Business Patterns [14] Georgia Secretary of State [15], U.S Religious Census [16],
Safety	Georgia Bureau of Investigation [17], Department of Transportation [18], Department of Family & Children Services [19], OASIS, American Community Survey
Special Notes	* = Rate per 100,000 **= Based on percentage of years of potential life lost, more information on how this is calculated can be found on OASIS ***= Details on how County Health Rankings are calculated can be found at <a href="http://countyhealthrankings.org">countyhealthrankings.org</a>