

# BARROW COUNTY



## Population

The estimated population of Barrow county is 89,299 [1]. 24.8% of the population is under the age of 18 and 12.9% over the age of 65 [1]. 30% of Barrow county residents live in a rural space and 10% of the population identifies as having a disability [1].

## DEMOGRAPHICS

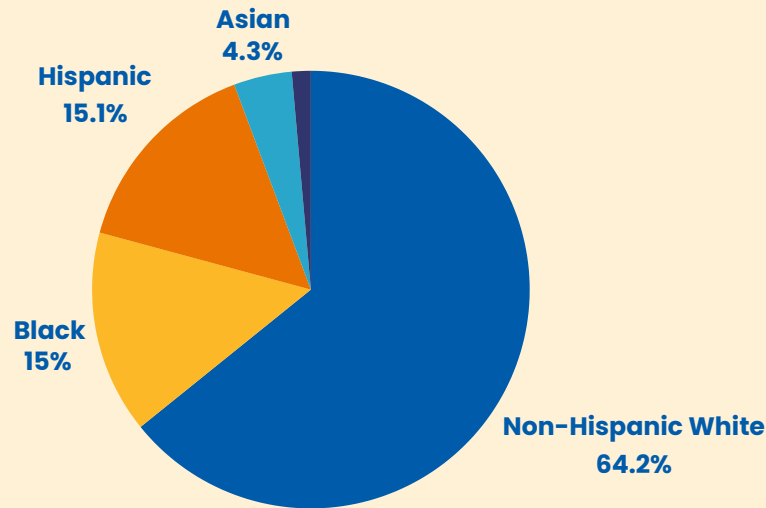
### Income

The median household income in Barrow county is \$75,053 [1]. 9.3% of the total population is living in poverty, and 10% are experiencing food insecurity [2].

### Composition

Barrow is **tied for lowest percent of children living in poverty in the service area with 13%** [3]. There are currently 1,126 children enrolled in the Women, Infant, and Children (WIC) supplemental nutrition program and 10.1% of households in Barrow county are receiving SNAP benefits [4]. **92.6%** of households have a **high speed internet** connection [1].

### Racial Composition



[1]

# HEALTH

When looking at access to care in Barrow, **21% of the population is uninsured** [5]. **There is a provider shortage for primary, dental, and mental health care** with ratios as follows: 1 primary care provider for every 4162 persons, 1 dental care provider for every 5706 persons, and 1 mental health professional for every 3721 persons [6].

Barrow County has a drug overdose mortality rate of **43.7\***, which is higher than the rate of 24.5\* for the state of Georgia [7]. Specifically the opioid death rate of **30\*** is also significantly higher than the state rate of 18.1\*, and it is also the **3rd highest in the service area** [7]. In Barrow, the **leading cause of premature death is accidental poisonings including drug overdoses\*\*** [6].

Barrow has a very low prevalence of HIV and STDs compared to the state. The rate of deaths due to mental and behavioral disorders in Barrow county was approximately half that of the state.

**23<sup>rd</sup>**

OUT OF 159 GEORGIA  
COUNTIES FOR HEALTH  
OUTCOMES\*\*\* [3]

**21%**

OF THE POPULATION  
ARE UNINSURED [5]

**327**

ER VISITS RELATED  
TO DRUG USE [7]

**20**

BIRTHS PER 1000  
WOMEN AGED 15-19 [8]

# HOUSING

In Barrow county **13%** of citizens are experiencing **housing problems** [9]. **10%** of these individuals are **severely cost burdened**, defined as spending over 50% of their monthly income to meet their housing needs by HUD standards [9, 10].

There are 310 section 8 housing units and they 90% occupied, serving a total of 542 people [9]. The average household income for those in section 8 housing in Barrow is \$15,675, nearly **5 times less than the median income for the entire county**. The median rent in the county is \$1,137 and the rental market is considered to have moderate rental availability as well as moderate demand [2, 11].

**1 IN 8**

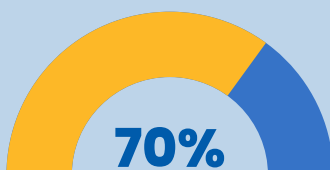
Barrow county households are  
severely cost burdened.



[9]

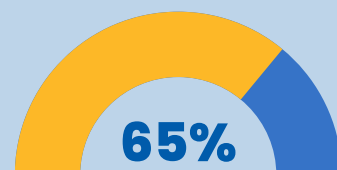
**Barrow county has a higher homeowner than the state average.**

Barrow Homeowners



**VS**

Georgia Average Homeowners



[2]

# EDUCATION

88% of Barrow County citizens have completed high school and 58% of them have completed some college [11]. 50.41% of graduates were eligible for the HOPE Scholarship and the graduation rate was 89.5% [12].

**There is a high prevalence of absences in the school systems and studies have shown that missing more than 4 days of school can negatively impact students' grades** [11]. Barrow county schools attendance rates include 46.6% of students having acquired between 6–15 absences within the year and 24.9% acquiring over 15 days absent from school [4]. On the Georgia Milestones English Language Arts Assessment, 27% of third graders scored proficient learner or above, meaning **less than a third are reading on par with their grade level or better** [4].

The average household with children in Barrow county spends **19% of their income on childcare** [3]. There are currently 5 childcare centers available per 1,000 children and 55.8% of eligible children are enrolled in a pre-k program [3].




## 2 OUT OF 4 BARROW COUNTY CHILDREN RELY ON THE FREE AND REDUCED LUNCH PROGRAM [4]



**3.1**

Average 3rd grade reading performance level on a 4.0 scale



**2.9**

Average 3rd grade math performance level on a 4.0 scale

[3]

# CIVIC VITALITY

**Civic Vitality is the way a community organizes and addresses social needs.**

There are 65 social organizations in Barrow county with a rate 6.4 membership organizations for every 10,000 residents [3]. Participation in the census stands as 71.4% of the population. 71% of the population is registered to vote and 63% are active voters [1].

In this community there are 437 nonprofit organizations [13]. In the 2020 religious census, there were 70 religious congregations reported in the area with 37.4% adherence [14].



**81%**

of Barrow county drive alone to work



**56%**

of Barrow county have long commutes

[2]

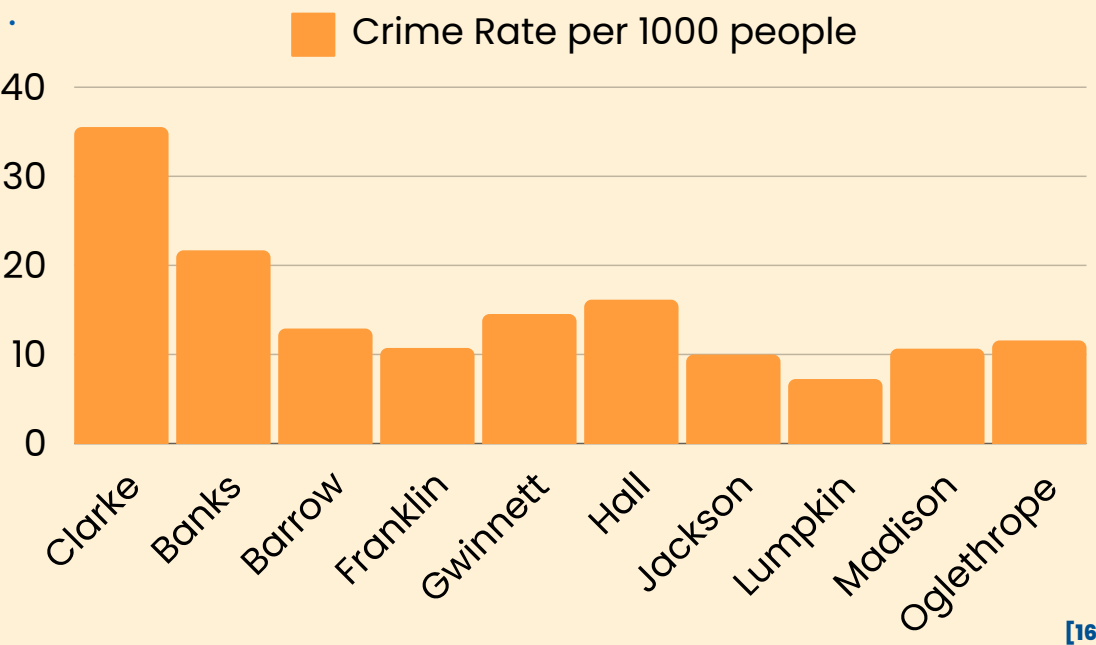
**Driving alone and having long commutes can be indicators of loneliness, health outcomes and local employment opportunities [3]**

# SAFETY

The overall crime rate in the county is 12.91 crimes per 1,000 people which is approximately **half of the state rate** [15].

The motor vehicle death rate is 17\*, which is on par with the state average of 17.6\* and there were no pedestrian fatalities [16]. Barrow county has a firearm fatality rate of 12\*, below the state average of 16\* [3]. The rates of sexual assault, arson, burglary, aggravated assault, larceny, and robbery **are all lower than the state averages** [7, 15].

There were 21 suicides and 11 homicides in the past year [6]. For every 1,000 children in Jackson county, 3 are estimated to experience a substantiated incident of abuse or neglect [17].



**Barrow County has the fifth highest overall crime rate in the Jackson EMC Service Area** [16]

# PURPOSE

The purpose of these county one-pagers is to provide a snapshot of county demographics across five domains: health, housing, education, civic vitality, and safety.

It is our hope that this information will guide philanthropic efforts to help address needs of the counties within their service area.

# APPENDIX

Domain	Data Source
Demographics	Census [1], American Community Survey [2], County Health Rankings [3], Kids Count [4]
Health	Small Area Health Insurance Estimates [5], Health Provider Shortage Area (AHRQ) [6], OASIS [7], National Center for Health Statistics [8]
Housing	Housing & Urban Development [9], Comprehensive Housing Affordability Strategy (CHAS) [10], Census
Education	Georgia Department of Education [11], Governor's Office Student Achievement [12], Kid's Count Data
Civic Vitality	American Community Survey, County Business Patterns [13], U.S Religious Census [14],
Safety	Georgia Bureau of Investigation [15], Department of Transportation [16], Department of Family & Children Services [17], OASIS, American Community Survey
Special Notes	* = Rate per 100,000 **= Based on percentage of years of potential life lost, more information on how this is calculated can be found on OASIS ***= Details on how County Health Rankings are calculated can be found at <a href="http://countyhealthrankings.org">countyhealthrankings.org</a>