

ATHENS-CLARKE COUNTY



Population

In 2023, Athens-Clarke County had a population of approximately 128,711 residents [1]. Among the population, 16.8% were under the age of 18 years old and 12.1% were over the age of 65 [1].

DEMOGRAPHICS

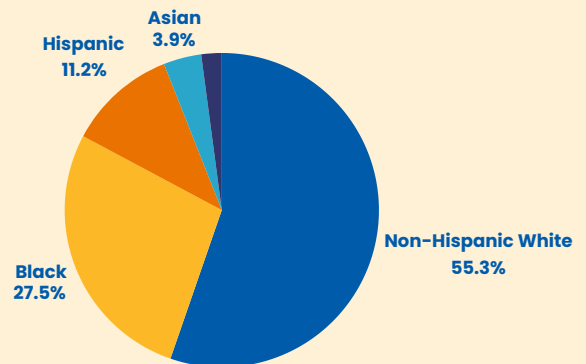
Income

The median household income for Athenians is \$49,145 [2]. Out of all Athens households, there is a wealth disparity between racial groups as white households earn an average of \$49,917 while black households make \$34,320 [2]. This exposes the lack of financial mobility in communities of color.

Composition

When looking at family composition data shows that **35%** of children in Athens live in **single-parent households**. There are **1,146** children enrolled in the Women, Infants, and Children (WIC) program, aged from birth to 4 years old [2,3]. 10% of households in Athens are receiving SNAP/Food Stamps. 89% of households in Clarke have a high-speed broadband internet connection [3].

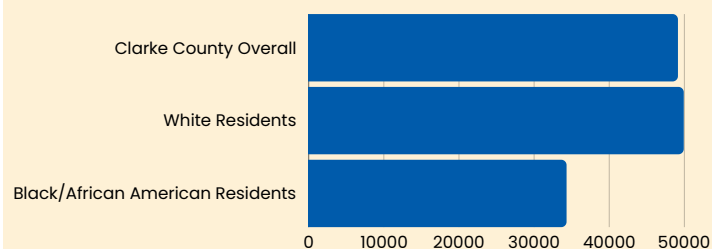
Racial Composition



[1]

Average Household Income

On average white households are making \$15,000 more than black households.



[2]

HEALTH

When looking at access to care, **15% of the population in Athens is uninsured** [4]. The access to providers per person is as follows: there is one primary care physician for every 1,206 persons, one dentist for every 1,921 persons, and one mental health provider for every 317 persons [5].

There were 39 deaths due to drug overdose in 2022 [6]. The opioid death rate, 29.3*, is higher than the state average, 18.1* [6]. The ER Visit Rate for disorders related to drug use is almost twice as high in Athens-Clarke County, 651.4*, as the Georgia state average, 319* [6]. **Accidental poisonings including drug overdoses are the leading cause of premature death**** in the county [6]. Drug overdose deaths and drug related ER visits were higher for African Americans than any other race and were triple the state average [6]. The **STD rate is 20% higher than the state average** and the highest in the service area [6].

27th

OUT OF 159 GA COUNTIES FOR HEALTH OUTCOMES*** [7]

15%

OF THE POPULATION ARE UNINSURED [4]

846

ER VISITS RELATED TO DRUG USE [6]

10

BIRTHS PER 1000 WOMEN AGED 15-19 [8]

HOUSING

In Athens-Clarke County, **25% are experiencing severe housing problems** [9]. Of those, **23% are severely cost burdened**, defined as spending 50% or more of their income on housing by HUD standards [9,10].

There are 1,350 public housing subsidized units in the county and 97% of these units are currently occupied [9]. These units house 2,861 people [9]. There are 707 Section 8 subsidized units and 78% of the units are occupied [9]. The average household income for those in public housing is \$17,239, almost **three times less than the average Athenian income** [9]. The median rent in the county is \$1,045 and the rental market is considered high rental opportunity and high demand [11].

1 IN 4

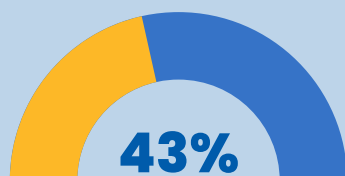
Clarke county households are experiencing severe housing problems



[9]

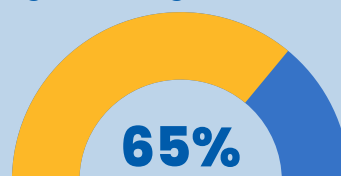
Clarke has the lowest homeowner rate in the service area and is lower than the state average.

Clarke Homeowners



VS

Georgia Average Homeowners



[2]

EDUCATION

90% of residents have completed high school and 76% have completed some college [12]. Among high school graduates, 46.68% were eligible for the HOPE Scholarship in the last year and the graduation rate was 76.3% [13].

There is a high prevalence of absences in the school systems and studies have shown that missing more than 4 days of school can negatively impact students' grades [12]. Clarke county attendance rates include 39.7% of students having between 6-15 absences within the year and 29.9% acquiring over 15 days absent from school [3]. On the Georgia Milestones English Language Arts Assessment, 27.7% of third graders scored proficient learner or above, meaning **less than a third are reading on par with their grade level or better** [3].

Athens families with children are spending **26% of their monthly income on child care** [6]. There are currently 75 childcare centers available in the area and 56% of eligible children are enrolled in a pre-K program [6].




3 OUT OF 4 CLARKE COUNTY CHILDREN RELY ON THE FREE AND REDUCED LUNCH PROGRAM [3]



2.5

Average 3rd grade reading performance level on a 4.0 scale



2.7

Average 3rd grade math performance level on a 4.0 scale

[6]

CIVIC VITALITY

Civic Vitality is the way a community organizes and addresses social needs.

There are 131 social organizations in Athens with 10.3 membership organizations per 10,000 residents [14]. Participation in the census stands at 59.7% of the population [2]. 63.2% of the population is registered to vote and 52.7% of the population are active voters, which is the **lowest voting participation in the service area** [2].

In the community, there are **592 non-profit organizations** [15]. In the 2020 census there were 127 religious congregations reported in the area with a 41.84% adherence [16].



72%

of clarke county drive alone to work



19%

of clarke county have long commutes

[2]

Driving alone and having long commutes can be indicators of loneliness, health outcomes and local employment opportunities

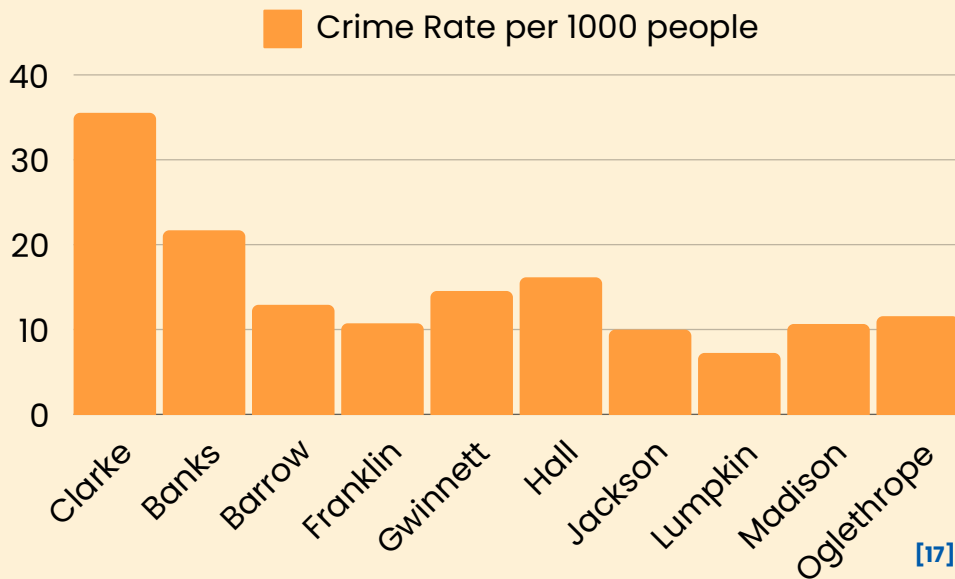
[6]

SAFETY

The overall crime rate in the county is 35.5 crimes per 1,000 people which is 1.75 times higher than the state average and the **third highest of all Georgia counties** [17].

The motor vehicle death rate, 9*, is below the state average, 14*. Clarke county has a firearm fatality rate of 13* which is below the state average of 16* [18, 6]. There were 1,049 instances of either robbery, burglary, or aggravated assault. The **rate for each of these crime categories exceeds the state averages**; the larceny and theft rate are **double** the state average and the arson rate is **triple** the state average [17].

There were 16 suicides and 4 homicides in the past year [9]. For every 1,000 children in Clarke county, 9 are estimated to experience a substantiated incident of abuse or neglect, **twice as many as the state estimation** [19].



Clarke County has the highest crime rate in the Jackson EMC Service Area

[17]

PURPOSE

The purpose of these county one-pagers is to provide a snapshot of county demographics across five domains: health, housing, education, civic vitality, and safety.

It is our hope that this information will guide philanthropic efforts to help address needs of the counties within their service area.

APPENDIX

Domain	Data Source
Demographics	Census [1], American Community Survey 2022 [2], Kids Count Data [3]
Health	Small Area Health Insurance Estimates [4], Health Provider Shortage Area (AHRQ) [5], OASIS [6], County Health Rankings [7], National Center for Health Statistics [8]
Housing	Housing & Urban Development [9], Comprehensive Housing Affordability Strategy (CHAS) [10], Eviction Lab [11], American Community Survey
Education	Georgia Department of Education [12], Governor's Office Student Achievement [13], Kid's Count Data
Civic Vitality	American Community Survey, County Business Patterns [14] Georgia Secretary of State [15], U.S Religious Census [16],
Safety	Georgia Bureau of Investigation [17], Department of Transportation [18], Department of Family & Children Services [19], OASIS, American Community Survey,
Special Notes	* = Rate per 100,000 **= Based on percentage of years of potential life lost, more information on how this is calculated can be found on OASIS ***= Details on how County Health Rankings are calculated can be found at countyhealthrankings.org